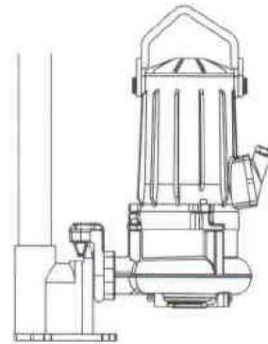


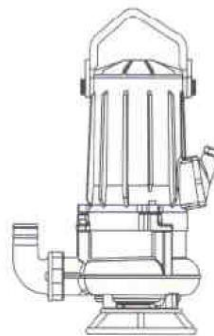
Impeller code	Type			Weight equipment (kg)
	Immersible	Portable	Dry	
71	•	•		48
72	•	•		
73	•	•		



Immersible

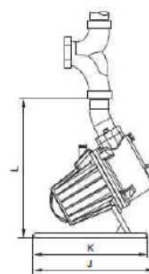
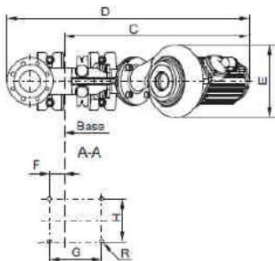
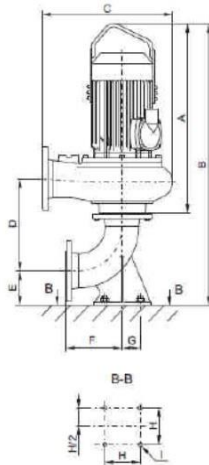
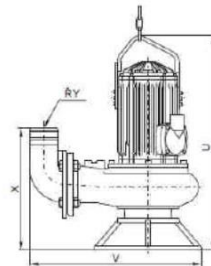
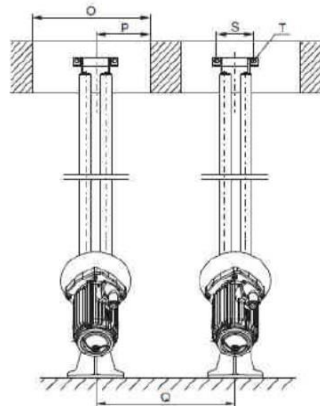
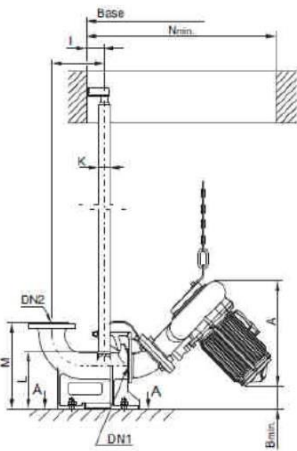


Portable



Impeller code	Type	Flange pipe connection (DN)	Free flow cross-section (Ø mm)	Rated power (kW)	Revolutions per minute (r.p.m.)	Rated current consumption (A)	Starting current consumption (A)	Cos φ	Cable cross-section (mm²)
400 V. 50 Hz (400/230V)									
71	05.271								
72	05.272	50 or 80	47	2,2	2820	4,7	24	0,83	1,5
73	05.273								

\*Liquid delivery of 05.271 and 05.272 types is limited for Qmax=6 litre/sec.



Type	DN	A	Bmin	C	D	E	F	G	H	I	J	K	L	M	Nmin	O	P	Q	R	S	T	DN1	DN2
AKD-05.	50	380		630	675	230	5	100	160	85	75	3/4"	217	253	750	450	~225	~450	M12	52	M10	50	50
AKD-05.	80	380		785	1035	230	59	250	200	85	239	2"	260	400	900	450	~225	~450	M16	195	M10	50	80